

Scottish Courts
and Tribunals Service



COUNCIL TAX REDUCTION REVIEW PANEL ANNUAL REPORT

2017/2018

2018/2019



Contact Details

Council Tax Reduction Review Panel

Glasgow Tribunals Centre

20 York Street

Glasgow

G2 8GT

Tel: 0141 302 5840

(E-mail) CTRRPAdmin@scotcourtribunals.gov.uk

(Website) <http://counciltaxreductionreview.scotland.gov.uk/>

Scottish Courts & Tribunals Service

www.scotcourtribunals.gov.uk



COUNCIL TAX REDUCTION REVIEW PANEL

Third bi-annual report of CTRRP

2017/18 & 2018/19

Foreword by Donald W. Ferguson, Senior Convener

In 2018, the Panel moved its base to Atlantic Quay 3, in York Street, Glasgow, having moved from the previous office nearby at AQ1. We are well established at AQ3, which is also known as the Glasgow Tribunals Centre. In due course, this multi-purpose building will hold hearings across a number of tribunal jurisdictions and, in the meantime, we are able to hold our hearings here. Over the past two years we have also fulfilled our mission statement by hearing applications all over Scotland, including in diverse locations such as Elgin, Hawick and Inveraray, for the convenience of applicants and local authorities.

In the last two years, we have seen a continuation of the trend of fewer receipts of applications with 68 in 2017/18 and 61 in 2018/19. The reasons for this include a gradual decrease in CTR applications being made to local authorities across Scotland.

We have six active conveners and an excellent admin staff which allows for efficient and focussed hearings and diligent processing of applications and decisions.

There have been significant changes in the CTR regulations in the past two years. Firstly, in April 2018 the maximum period by which applications can be back dated (if the conditions allow) was increased back to 6 months.

In April 2019, the “official error” provisions were brought in line with the Housing Benefit Regulations (Housing Benefit appeals are heard by SEC of HMCTS). This was as a result of a need for change identified by the Panel in the interests of justice and agreed by the Scottish Government. This provision now forms Regulation 20A of the Council Tax Reduction (Scotland) Regulations 2012 (as amended) and Regulation 19A of the State Pension Credit version.

This is indicative of a judicial panel still developing its activities and approaches to both workload and the impact of the applicable legislation on the applications we receive from members of the public and underlines the overriding objectives of providing a fair, just and relatively inexpensive remedy to applicants who bring their disputes to us.

I wish to take this opportunity to thank my fellow conveners for their continuing support and dedication over the past two years. We meet at least once a year for a training event.

I also wish to thank the new CTRRP administrators - Janet Kane (the manager) and Katie Irvine (clerk) for their sterling work and patient help, and I also express much appreciation to Paul Putman, who moved on as manager of the Panel earlier this year and we wish him well in his new role.

Finally, I wish to record my gratitude to Robin Haynes at the Scottish Government Council Tax Policy Unit for his on-going support and assistance.

Atlantic Quay, Glasgow
July 2019

COUNCIL TAX REDUCTION REVIEW PANEL

Outcome Breakdown April 2017 to March 2018

Outcome Type	Total	%	Days
Closed (Other)	1	1.54%	0.00
Decided - Reduction Rejected	24	36.92%	206.21
Decided - Reduction Upheld	3	4.62%	153.67
Lapsed (Revised LA Decision)	22	33.85%	123.32
Rejected - Incomplete	1	1.54%	42.00
Rejected - Invalid (Official Error)	1	1.54%	166.00
Rejected - Invalid (Other)	8	12.31%	18.88
Withdrawn	5	7.69%	50.20
Total	65	100.00%	134.35

For the financial year April 2017 to March 2018, **65 applications** were processed to completion. The amounts for each type of outcome are displayed above along with a percentage value of the total. Outcomes on cases which ran on from the previous financial year are included.

2017/18 Hearings	
Oral	16
Paper Decision	19
N/A	30

*** Including 3 double hearing days**

For the financial year April 2017 to March 2018 the outcomes were broken down into oral hearings, paper decisions, N/A (Not Applicable as the application did not reach the decision stage) and double hearing days. The amounts are shown above.

COUNCIL TAX REDUCTION REVIEW PANEL

Local Authority Breakdown April 2017 to March 2018

2017-2018 LA Totals	
Aberdeen City	2
Aberdeenshire	2
Angus	0
Argyll and Bute	2
City of Edinburgh	5
Clackmannanshire	0
Dumfries and Galloway	0
Dundee City	3
East Ayrshire	2
East Dunbartonshire	4
East Lothian	1
East Renfrewshire	2
Comhairle nan Eilean Siar	0
Falkirk	4
Fife	2
Glasgow City	11
Highland	1
Inverclyde	2
Midlothian	0
Moray	0
North Ayrshire	1
North Lanarkshire	7
Orkney	0
Perth and Kinross	0
Renfrewshire	7
Scottish Borders	3
Shetland	0
South Ayrshire	0
South Lanarkshire	6
Stirling	0
West Dunbartonshire	0
West Lothian	1
TOTAL	68

The number of applications received from each Local Authority in Scotland is shown in the above table. The figures represent the total amount of applications received in the financial year, which is distinct from the total applications processed to a conclusion within the financial year as some applications from the previous year are carried forward.

A graphical representation of all figures from 2017/2018 can be found at Appendix 1.

COUNCIL TAX REDUCTION REVIEW PANEL

Outcome Breakdown April 2018 to March 2019

Outcome Type	Total	%	Days
Closed (Other)	1	1.59%	0.00
Decided - Reduction Rejected	21	33.33%	240.29
Decided - Reduction Upheld	4	6.35%	212.75
Lapsed (Revised LA Decision)	26	41.27%	80.85
Rejected - Incomplete	1	1.59%	29.00
Rejected - Invalid (Official Error)	1	1.59%	76.00
Rejected - Invalid (Other)	2	3.17%	35.88
Withdrawn	7	11.11%	151.29
Total	63	100.00%	146.56

For the financial year April 2018 to March 2019 **63 applications** were processed to completion. The amounts for each outcome are displayed above along with a percentage value of the total. Outcomes on cases which ran on from the previous financial year are included.

2018/19 Hearings	
Oral	19
Paper Decision	7
N/A	18

*** Including 4 double hearing days**

For the financial year April 2018 to March 2019 the outcomes were broken down into oral hearings, paper decisions, N/A (Not Applicable as the application did not reach the decision stage) and double hearing days. The amounts are shown above.

COUNCIL TAX REDUCTION REVIEW PANEL

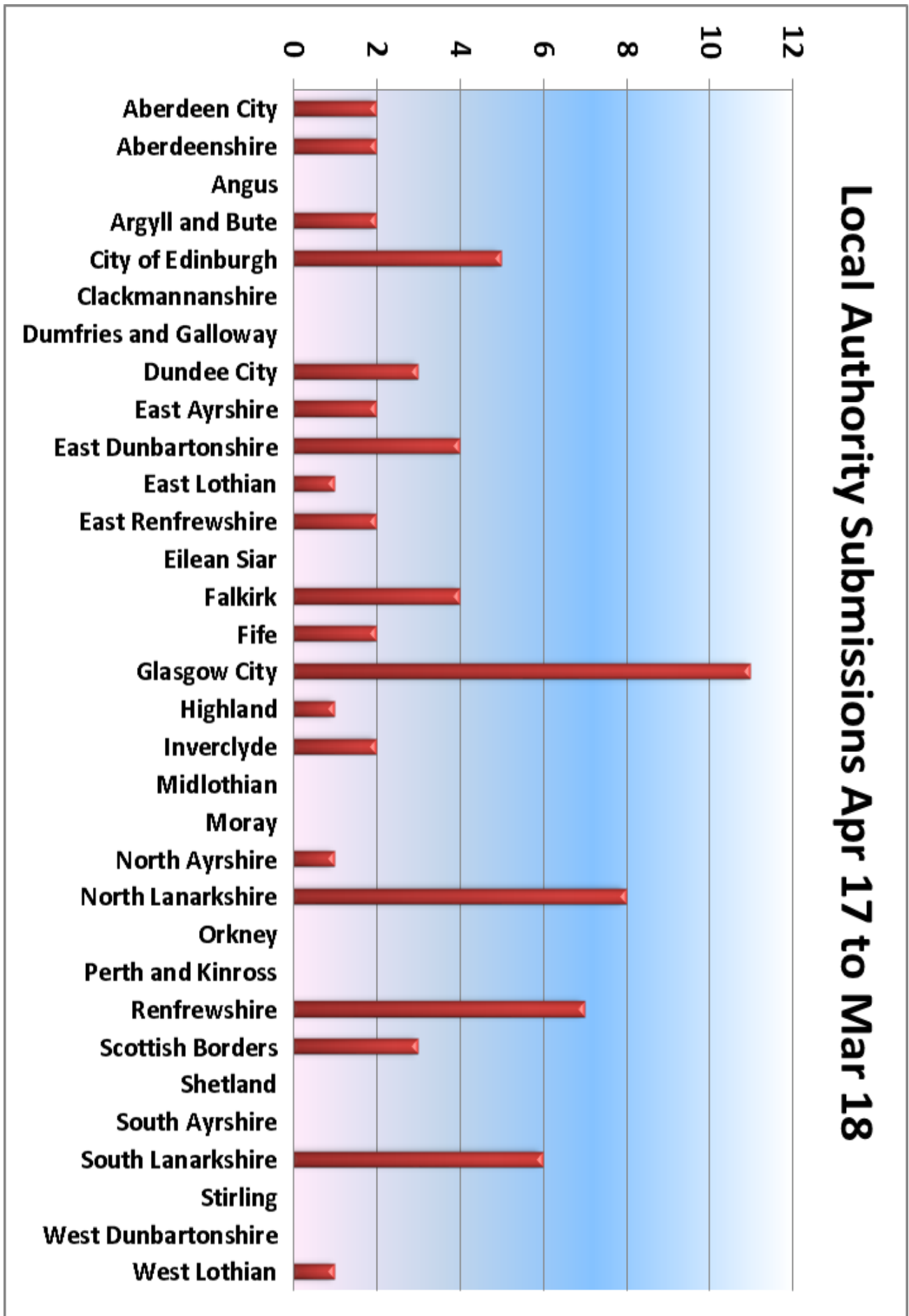
Local Authority Breakdown April 2018 to March 2019

2018-2019 LA Totals	
Aberdeen City	1
Aberdeenshire	3
Angus	0
Argyll and Bute	1
City of Edinburgh	2
Clackmannanshire	0
Dumfries and Galloway	1
Dundee City	3
East Ayrshire	2
East Dunbartonshire	0
East Lothian	0
East Renfrewshire	0
Comhairle nan Eilean Siar	0
Falkirk	0
Fife	4
Glasgow City	12
Highland	2
Inverclyde	6
Midlothian	0
Moray	0
North Ayrshire	3
North Lanarkshire	3
Orkney	0
Perth and Kinross	2
Renfrewshire	9
Scottish Borders	2
Shetland	0
South Ayrshire	1
South Lanarkshire	4
Stirling	0
West Dunbartonshire	0
West Lothian	0
TOTAL	61

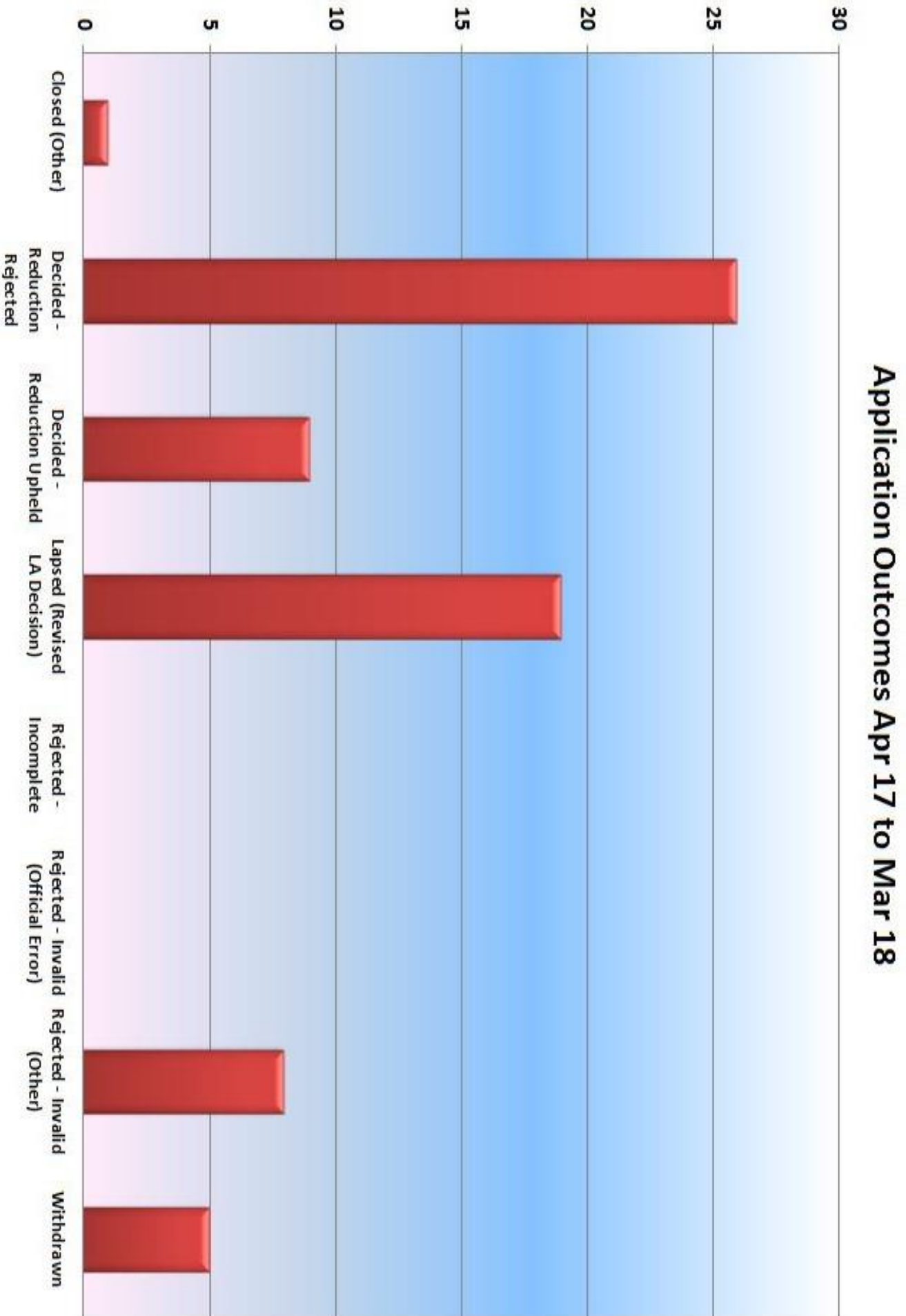
The number of applications received from each Local Authority in Scotland is shown in the above table. The figures represent the total amount of applications received in the financial year which is distinct from the total applications processed to a conclusion within the financial year as some applications from the previous year are carried forward.

A graphical representation of all figures from 2017/2018 can be found at Appendix 1.

APPENDIX ONE

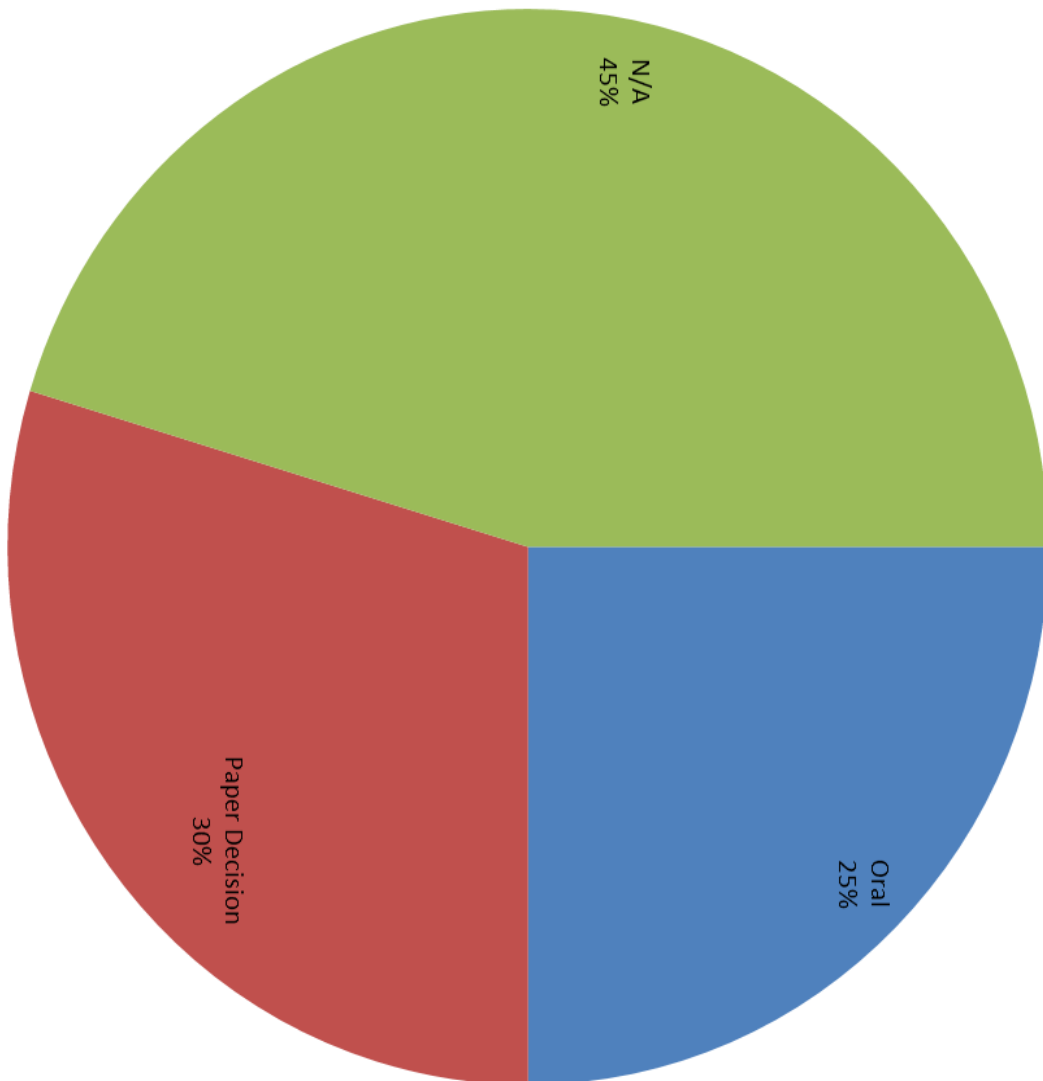


APPENDIX ONE (Continued)

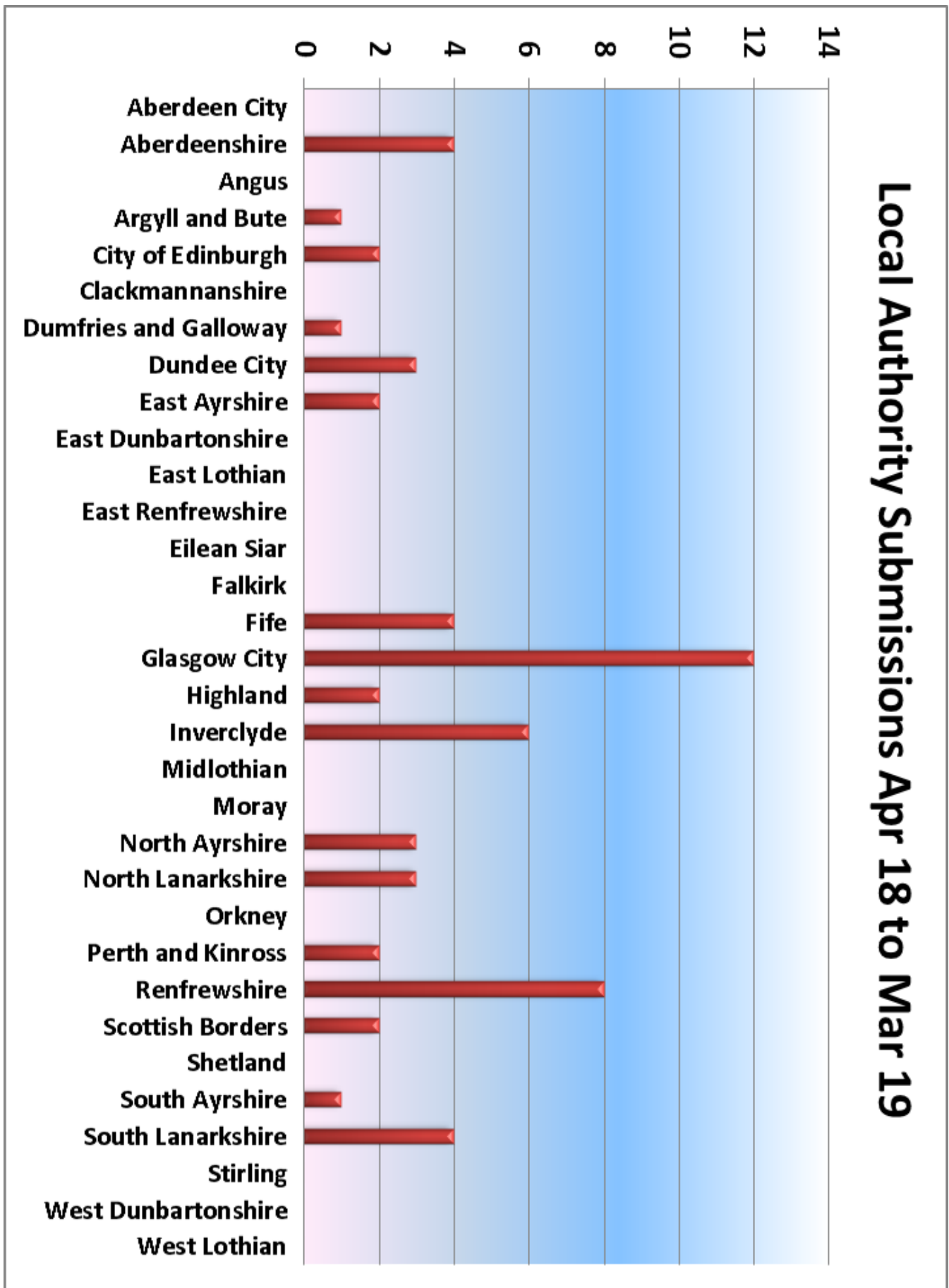


APPENDIX ONE (Continued)

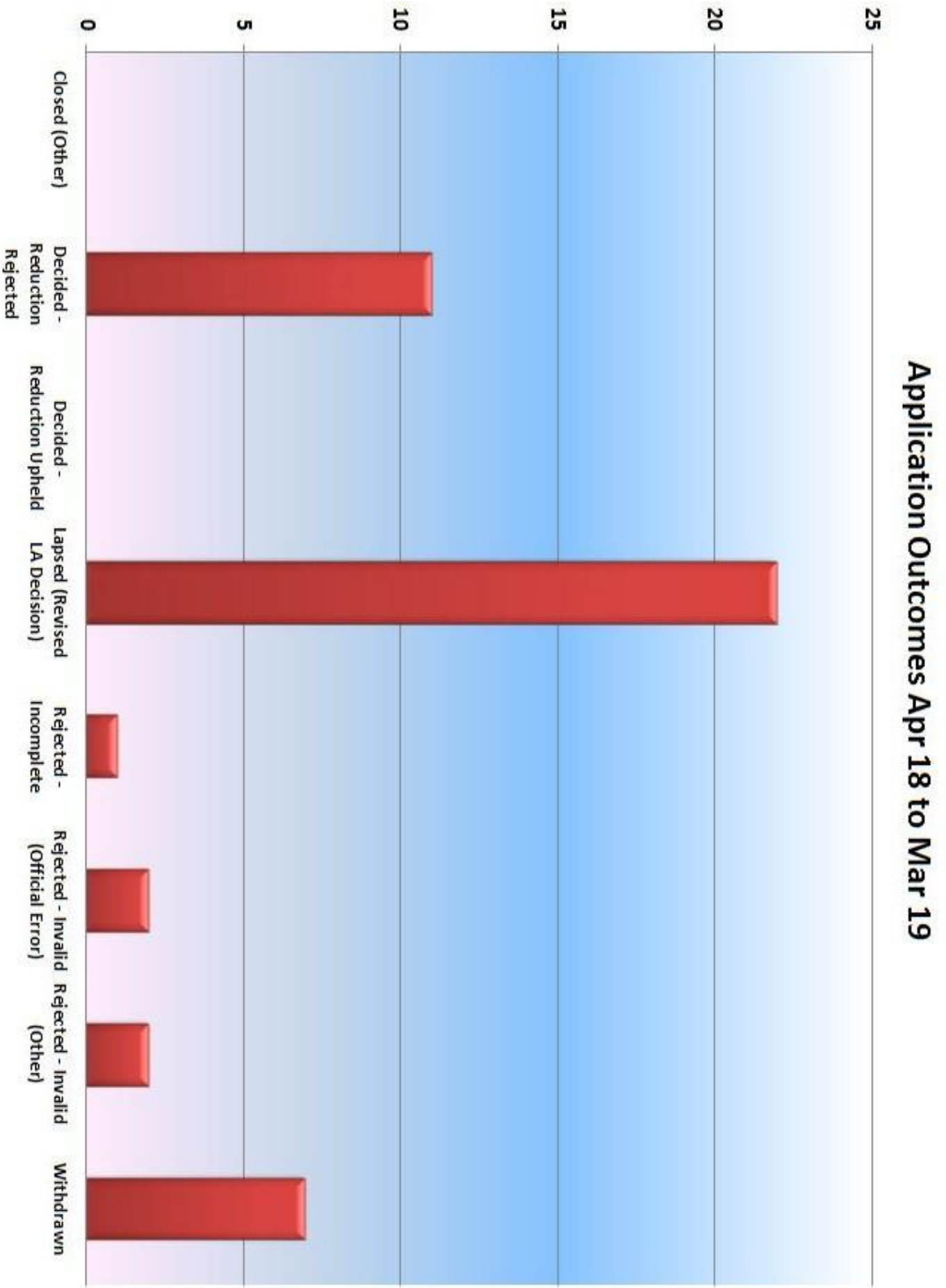
Hearings Apr 17 to Mar 18



APPENDIX TWO



APPENDIX TWO (Continued)



APPENDIX TWO (Continued)

Hearings Apr 18 to Mar 19

